

Treasurer's Monthly Report  
*Prepared by Denise Bohannon, Hockley County Treasurer*

**SECTION 1 – Cash Flow**

**Page 1-2** Combined Statement of Cash Receipts and Disbursements  
Includes Interest and Bank Service Charge

**Pages 3-7** Bank Collateral  
Pledged Securities the Banks have pledged on behalf of Hockley County

**Page 8** Bond Indebtedness

**Page 9-10** Certificates of Deposit

**Page 11** Statement of Expenses

**SECTION 2 – Investments Long Term**

Per the Public Funds Investment Act and the Hockley County Investment Policies, the Investments Report is required on a Quarterly Basis. However, in an effort to keep the Commissioners' Court informed *available* information is provided on a Monthly basis.

All investments are in compliance with both the Public Funds Investment Act and the Hockley County Investment Policy. The investment strategy is passive, which maintains a liquid cash flow and safety of the investment as priorities. {GC 2256.023}

---

Investments – Funds are not immediately available – must wait until maturity

TREASURER'S May & June 2012 FINANCIAL REPORT

THE STATE OF TEXAS  
COUNTY OF HOCKLEY  
AFFIDAVIT

The Treasurer's Monthly Report includes, but is not limited to, money received and disbursed; debts due to (if known) and owed by the county; and all other proceedings in the treasurer's office that pertain to the Financial Standing of Hockley County. {LGC 114.026(a)(b)}

The Treasurer's Books and the Auditor's General Ledger agree. The Bank Statements have been reconciled; any adjustments have been noted.

The affidavit must state the amount of the cash and other assets that are in the custody of the county treasurer at the time of the examination. {LGC 114.026 (d)} \$16,278,992.89 Months Ending Balance


Any interest earned that is posted by financial institutions to our accounts on the last business day of the month is included in the combined statement of receipts and disbursements with the exception of our Business Savings Accounts. Interest for our Savings Accounts will post the month after each quarter.

The Treasurer's Monthly Report has been submitted and the Bank Reconciliation is pending review by Auditor. {LGC 114.026(b)}

All investments are in compliance with both the Public Funds Investment Act and the Hockley County Investment Policy. The investment strategy is passive, which maintains a liquid cash flow and safety of the investment as priority. {LGC 2256.023}


Therefore, Denise Bohannon, County Treasurer of Hockley County, Texas, who being fully sworn, upon oath says that the within and foregoing report is true and correct to the best of her knowledge.


Filed with accompanying vouchers this the 3 day of Aug, 2012.


  
Denise Bohannon, Treasurer, Hockley County


Commissioners' Court having reviewed the Treasurer's Report as presented, having taken reasonable steps to ensure its accuracy and based upon presentations of the Treasurer's Office approve the report, subject to the independent auditor's review and request that it be filed with the official minutes of this meeting. {LGC 114.026(c)}

In addition, the below signatures affirm that the Treasurer's Report complies with statutes as referenced. {LGC 114.026(d)}


  
Linda Barnett, Auditor, Hockley County / Date

  
Larry Sprowls, County Judge


  
Curtis Thrash, Comm. Pct. #1

  
Larry Carter, Comm. Pct. #2

  
Whitey Barnett, Comm. Pct. #3

  
Tommy Clevenger, Comm. Pct. #4

Sworn to & Subscribed to Before Me, by the County Treasurer, the Auditor & Commissioners Court on this 6th day of August 2012.

  
Irene Gumula, County Clerk

HOCKLEY TREASURER FINANCIAL REPORT

May-12

FUND	BEGINNING BAL	INT EARNED	RECEIPTS	DISBURSEMENTS	ENDING BAL.
General	2,002,613.99	1,676.92	100,139.44	(833,874.69)	1,270,555.66
Officers Salary	304,970.51	216.74	547,708.83	(331,791.51)	521,104.57
Indigent Health Care	29,308.45	26.06	10,233.57	(14,977.69)	24,590.39
Auto	348,601.82	345.07	90,266.19	0.00	439,213.08
R&B1/LatRd1	107,170.74	71.56	0.00	(44,476.22)	62,766.08
R&B2/LatRd2	146,903.67	109.19	0.00	(39,893.27)	107,119.59
R&B3/LatRd3	139,661.43	106.32	0.00	(35,621.67)	104,146.08
R&B4/LatRd4	110,977.81	78.46	0.00	(41,043.79)	70,012.48
R&B5	62,149.97	54.26	5,003.75	(6,093.18)	61,114.80
R&B Extra	157,075.30	147.15	23,202.40	0.00	180,424.85
Rd Bond	20,556.96	17.94	0.00	0.00	20,574.90
FM&LR	4,353.43	3.79	0.00	0.00	4,357.22
Law Library	24,159.25	21.19	380.00	(81.25)	24,479.19
Library	33,531.11	20.16	492.45	(21,451.94)	12,591.78
RMO	16,080.37	10.73	507.82	(5,213.76)	11,385.16
CHS	39,907.48	34.09	1,514.99	(1,929.86)	39,526.70
JCTF (tech fund)	55,663.82	48.45	1,179.52	(829.90)	56,061.89
Perm Imp	224,962.38	229.89	500,000.00	(53,448.00)	671,744.27
Seizure Proceeds Fund (formerly DA Proceed)	31,706.41	26.14	461.00	(3,553.04)	28,640.51
CA Rest	4,361.75	3.66	1,327.30	(2,466.21)	3,226.50
DA Rest	2,736.93	2.38	5.85	0.00	2,745.16
CA Pre Trial Diversion(new line item Dec.'10)	15,304.54	13.35	1,849.33	(1,404.72)	15,762.50
AD VALOREM	12,518,796.67	6,882.87	229,689.82	(500,000.00)	12,255,369.36
CO CLK CASH BOND (opened Jan '07)	52,519.02	0.00	0.00	0.00	52,519.02
LEOSE	18,690.42	16.31	0.00	0.00	18,706.73
JURY	76,826.12	54.58	1,071.58	(28,896.52)	49,055.76
DISTRICT CLERK PRESERVATION	19,531.61	11.37	181.10	(8,527.00)	11,197.08
COUNTY CLERK PRESERVATION	62,546.93	51.81	4,902.57	(4,099.92)	63,401.39
SO BOND	43,909.42	0.00	7,000.00	0.00	50,909.42
I&S HOSPITAL BOND (CD 11-28-12)	36,633.39	30.11	0.00	0.00	36,663.50
JUV PROB REST (opened Sept '06)	11,140.97	9.34	440.00	(1,015.00)	10,575.31
HCJPF	36,225.30	31.81	290.00	0.00	36,547.11
PAYROLL	865.57	24.72	385,333.62	(257,491.58)	128,732.33
JUV PROB	72,624.62	54.84	17,114.00	(15,535.86)	74,257.60
COM SUP	79,732.19	56.21	23,393.02	(49,307.67)	53,873.75
MEDICAL	12,747.57	11.12	0.00	0.00	12,758.69
CLEARING	(0.00)	0.00	0.00	0.00	(0.00)
HC Title IV-E Grant Reimb.(opened Oct'07)	33,716.51	29.43	0.00	0.00	33,745.94
HC Grants Funds(opened Sept '07)	8,341.09	7.27	0.00	0.00	8,348.36
DA Forfeiture Fund(opened Sept '08)	5,772.79	5.72	10,785.91	0.00	16,564.42
JP #1 (April 2009)	6,531.49	0.00	7,020.45	(7,151.04)	6,400.90
JP #2 (March 2009)	2,353.86	0.00	1,746.10	(1,926.10)	2,173.86
JP #4 (March 2009)	1,705.95	0.00	1,342.10	(1,700.00)	1,348.05
JP #5 (April 2009)	26,904.78	0.00	32,569.30	(26,730.21)	32,743.87
JP #5 Cash Bonds (April 2009)	1,422.71	0.00	0.00	0.00	1,422.71
DA Trust Account (March 2009)	10,550.86	0.00	1,465.85	(1,465.85)	10,550.86
Sheriff Fee Account (May 2009)	745.99	64.00	831.64	(895.00)	746.63
CA TOS (May 2009)	4,447.43	3.68	1,577.64	(1,454.08)	4,574.67
Co Clk (July 2009)	23,811.28	0.00	44,174.05	(25,122.85)	42,862.48
MPEC I & S (Sept. 2009)	(0.00)	0.00	0.00	0.00	(0.00)
MPEC CONSTRUCTION (Sept. 2009)	4,014.27	1.70	0.00	0.00	4,015.97
MPEC SAVINGS (Sept. 2009)(Closed DEC 2011)	0.00	0.00	0.00	0.00	0.00
JAG *CLOSED*	0.00	0.00	0.00	0.00	0.00
S.O. Work Release (Jan 2010)	1,492.20	1.29	0.00	0.00	1,493.49
S.O. Training Donations (May 2010)	1,945.95	1.69	0.00	0.00	1,947.64
MPEC I & S Savings (Oct 2010)	391,781.10	0.00	37,082.42	0.00	428,863.52
MALLET	191,120.29	156.29	18,487.46	(45,031.97)	164,732.07
*JE's*	0.00	0.00	0.00		0.00
TOTAL	17,642,206.47	10,769.66	2,110,771.07	(2,414,501.35)	17,349,245.85
GRAND TOTAL					

This is to Certify That The Above Is A True & Correct Account Of Receipts & Expenditures For The Period Indicated.

HOCKLEY TREASURER FINANCIAL REPORT

Jun-12

FUND	BEGINNING BAL	INT EARNED	RECEIPTS	DISBURSEMENTS	ENDING BAL.
General	1,270,555.66	1,014.72	112,655.79	(368,737.89)	1,015,488.28
Officers Salary	521,104.57	472.10	55,220.00	(259,881.49)	316,915.18
Indigent Health Care	24,590.39	9.04	195.18	(24,182.88)	611.73
Auto	439,213.08	107.24	0.00	(420,000.00)	19,320.32
R&B1/LatRd1	62,766.08	108.67	105,000.00	(29,009.87)	138,864.88
R&B2/LatRd2	107,119.59	145.77	105,000.00	(29,198.02)	183,067.34
R&B3/LatRd3	104,146.08	131.88	105,021.67	(60,449.46)	148,850.17
R&B4/LatRd4	70,012.48	110.01	105,000.00	(38,482.35)	136,640.14
R&B5	61,114.80	56.41	8,219.66	(4,824.62)	64,566.25
R&B Extra	180,424.85	168.19	22,601.00	0.00	203,194.04
Rd Bond	20,574.90	17.77	0.00	0.00	20,592.67
FM&LR	4,357.22	3.76	0.00	0.00	4,360.98
Law Library	24,479.19	21.29	240.00	0.00	24,740.48
Library	12,591.78	6.79	1,077.71	(13,449.30)	226.98
RMO	11,385.16	10.18	761.09	(169.64)	11,986.79
CHS	39,526.70	34.31	1,654.61	(1,054.69)	40,160.93
JCTF (tech fund)	56,061.89	48.13	1,343.34	(1,441.44)	56,011.92
Perm Imp	671,744.27	292.76	14,384.48	(348,351.00)	338,070.51
Seizure Proceeds Fund (formerly DA Proceed)	28,640.51	21.99	0.00	(8,013.59)	20,648.91
CA Rest	3,226.50	3.18	2,134.44	(1,329.30)	4,034.82
DA Rest	2,745.16	2.39	65.00	0.00	2,812.55
CA Pre Trial Diversion(new line item Dec.'10)	15,762.50	14.07	1,220.00	0.00	16,996.57
AD VALOREM	12,255,369.36	4,995.25	4,046,348.34	(4,000,000.00)	12,306,712.95
CO CLK CASH BOND (opened Jan '07)	52,519.02	0.00	0.00	0.00	52,519.02
LEOSE	18,706.73	16.69	1,612.22	(1,045.00)	19,290.64
JURY	49,055.76	32.98	627.64	(19,936.12)	29,780.26
DISTRICT CLERK PRESERVATION	11,197.08	9.77	136.59	0.00	11,343.44
COUNTY CLERK PRESERVATION	63,401.39	54.01	5,276.84	(4,208.50)	64,523.74
SO BOND	50,909.42	0.00	0.00	0.00	50,909.42
I&S HOSPITAL BOND (CD 11-28-12)	36,663.50	31.14	0.00	0.00	36,694.64
JUV PROB REST (opened Sept '06)	10,575.31	9.13	0.00	0.00	10,584.44
HCJPF	36,547.11	31.68	151.19	0.00	36,729.98
PAYROLL	128,732.33	21.37	262,403.76	(390,245.80)	911.66
JUV PROB	74,257.60	59.53	17,116.00	(6,764.64)	84,668.49
COM SUP	53,873.75	50.60	41,787.29	(41,683.35)	54,028.29
MEDICAL	12,758.69	11.02	0.00	0.00	12,769.71
CLEARING	(0.00)	0.00	0.00	0.00	(0.00)
HC Title IV-E Grant Reimb.(opened Oct'07)	33,745.94	29.15	0.00	0.00	33,775.09
HC Grants Funds(opened Sept '07)	8,348.36	7.21	0.00	0.00	8,355.57
DA Forfeiture Fund(opened Sept '08)	16,564.42	13.24	2,517.53	(2,316.17)	16,779.02
JP #1 (April 2009)	6,400.90	0.00	8,891.40	(5,962.40)	9,329.90
JP #2 (March 2009)	2,173.86	0.00	2,353.10	(1,746.10)	2,780.86
JP #4 (March 2009)	1,348.05	0.00	824.10	(1,342.10)	830.05
JP #5 (April 2009)	32,743.87	0.00	28,734.16	(33,125.00)	28,353.03
JP #5 Cash Bonds (April 2009)	1,422.71	0.00	0.00	0.00	1,422.71
DA Trust Account (March 2009)	10,550.86	0.00	3,495.00	(3,495.00)	10,550.86
Sheriff Fee Account (May 2009)	746.63	0.61	295.00	(295.00)	747.24
CA TOS (May 2009)	4,574.67	3.45	1,767.93	(2,106.43)	4,239.62
Co Clk (July 2009)	42,862.48	0.00	32,752.25	(43,514.95)	32,099.78
MPEC I & S (Sept. 2009)	(0.00)	0.00	0.00	0.00	(0.00)
MPEC CONSTRUCTION (Sept. 2009)	4,015.97	2.97	23,351.00	(27,364.77)	5.17
MPEC SAVINGS (Sept. 2009)(Closed DEC 2011)	0.00	0.00	0.00	0.00	0.00
JAG *CLOSED*	0.00	0.00	0.00	0.00	0.00
S.O. Work Release (Jan 2010)	1,493.49	1.28	0.00	0.00	1,494.77
S.O. Training Donations (May 2010)	1,947.64	1.68	0.00	0.00	1,949.32
MPEC I & S Savings (Oct 2010)	428,863.52	305.67	7,389.17	0.00	436,558.36
MALLET	164,732.07	129.79	20,687.71	(35,457.15)	150,092.42
*JE's*	0.00	0.00	0.00	0.00	0.00
TOTAL	17,349,245.85	8,618.87	5,150,312.19	(6,229,184.02)	16,278,992.89
GRAND TOTAL					

This is to Certify That The Above Is A True & Correct Account Of Receipts & Expenditures For The Period Indicated.

Investment Portfolio Pledged Securities  
 AIM BANK  
 LITTLEFIELD, TX

InTrader (pledged )  
 Last: 04/30/2012  
 As-of: 05/31/2012  
 2AIM 1018373

Sec ID	Security Description	Line 1	Line 2	Rate	Agent	Maturity	Grp	Original Face	S & P	Date Priced	Book Value
Loc	Ticker	Security Description						Part/Curr Face	Moody		Market Value
PLEGGED TO: hockc *HOCKLEY COUNTY											
313BEGSH8		FNMA #ALD519			THE INDEPENDENT BANKERSBANK			2,500,000.00		05/25/2012	2,410,549.12
TIB	164024507			4	03/01/2026	305		2,218,997.28			2,406,810.15
31416BHJ0		FNMA #994933			THE INDEPENDENT BANKERSBANK			3,650,000.00		05/25/2012	1,751,247.55
TIB	164006062			5	09/01/2023	305		1,652,039.53			1,783,234.70
31417YVX2		FNMA #MA0629			THE INDEPENDENT BANKERSBANK			5,000,000.00		05/25/2012	3,830,273.66
TIB	198003370			3.5	01/01/2021	305		3,697,184.20			3,888,289.43
31418U2M5		FNMA #AD7079			THE INDEPENDENT BANKERSBANK			4,175,000.00		05/25/2012	2,690,751.65
TIB	164019672			4.5	06/01/2025	305		2,536,115.06			2,718,101.00
31419AY35		FNMA POOL AEO729			THE INDEPENDENT BANKERSBANK			2,100,000.00		05/25/2012	1,898,878.24
TIB	164024025			4	01/01/2026	305		1,760,584.92			1,892,542.73
31419JTC1		FNMA #AET758			THE INDEPENDENT BANKERSBANK			3,000,000.00		05/25/2012	2,373,343.19
TIB	161039761			3.5	11/01/2025	305		2,250,893.43			2,375,681.61
TOTAL FOR PLEDGE ID hockc											
Pledged: 6 Orig Face: 20,425,000.00 Current Face: 14,115,814.42 Market: 15,064,659.62 Book: 14,955,043.41											

*Federal Home Loan Letter of Credit*      *10,000,000.*  
*Total Pledged*      *24,955,043.41*

"The information contained herein while believed to be reliable is not guaranteed."  
 For assistance please contact TIS Investment Portfolio (972) 650-6078."



Pledge Security Listing  
May 31, 2012

Cusip	ID	Description	Sale/keep	Receipt	Face	Current Par	Cpn	Call	Mature	Moody	S&P	Fitch	F115	Book	Market	Gain
<b>467 : HOCKLEY CTY</b>																
31331YSV3	2040	FECB	FRB	x	2,000,000	2,000,000	3.85		02/11/15	Aaa	AA+	AAA	HTM	2,024,636.42	2,172,940.00	148,303.58
3133XBYM1	2114	FHLB	FRB	x	5,000,000	5,000,000	4.63		06/12/20	Aaa	AA+	AAA	AFS	5,115,012.22	6,055,850.00	940,837.78
31415RUG3	1987	FNMA 987208	FRB	x	5,000,000	1,362,058	5.00		07/01/23	AAA	AA+	AAA	HTM	1,365,579.10	1,475,279.45	108,700.35
3128PST64	2272	FHLMC J13273	FRB	x	5,000,000	3,328,703	3.50		10/01/25	AAA	AA+	AAA	AFS	3,407,385.41	3,489,215.91	91,830.50
31416W6K3	2271	FNMA AB1773	FRB	x	5,000,000	3,905,288	3.00		11/01/25	AAA	AA+	AAA	AFS	3,952,275.58	4,061,597.46	109,321.88
467 : HOCKLEY CTY					22,000,000	15,596,050								15,865,888.73	17,284,882.82	1,398,994.09

Reference to Interest Rate Shifts represent a shift in the Treasury Curve. Actual Market Yield shift on Individual Securities may differ. See the report 'Market Yield Shift Assumptions' for more information.

Other Reports

Planning Systems

1-800-922-9850, mplan@planning.com

Although the information in this report has been obtained from sources believed to be reliable, its accuracy cannot be guaranteed

Investment Portfolio Pledged Securities  
 AIM BANK  
 LITTLEFIELD, TX

InTrader (pledged )  
 Last : 05/31/2012  
 As-of: 06/30/2012  
 2AIM 1018373

Sec ID Loc	Ticket	Security Description Line 1 Security Description Line 2	Safekeeping Agent Rate	Maturity	Grp	Original Face Par/Curr Face	S & P Moody	Date Priced	Book Value Market Value
PLEGGED TO: hockc *HOCKLEY COUNTY									
3138EGSH8		FNMA #AL0519	THE INDEPENDENT BANKERSBANK			2,500,000.00		06/25/2012	2,376,156.77
TIB	164024507		4	03/01/2026	305	2,188,000.70			2,374,240.10
31416BHJ0		FNMA #894933	THE INDEPENDENT BANKERSBANK			3,650,000.00		06/25/2012	1,705,578.21
TIB	164006062		5	09/01/2023	305	1,609,231.09			1,737,405.91
31417YVX2		FNMA #MA0629	THE INDEPENDENT BANKERSBANK			5,000,000.00		06/25/2012	3,744,550.40
TIB	198003370		3.5	01/01/2021	305	3,615,166.30			3,825,744.42
31418U2M5		FNMA #AD7079	THE INDEPENDENT BANKERSBANK			4,175,000.00		06/25/2012	2,595,774.71
TIB	164019672		4.5	06/01/2025	305	2,446,833.02			2,623,753.80
31419AY35		FNMA POOL AE0729	THE INDEPENDENT BANKERSBANK			2,100,000.00		06/25/2012	1,868,094.37
TIB	164024025		4	01/01/2025	305	1,732,491.41			1,866,964.85
31419JQ1		FNMA #AE7758	THE INDEPENDENT BANKERSBANK			3,000,000.00		06/25/2012	2,327,283.95
TIB	161038781		3.5	11/01/2025	305	2,207,478.00			2,329,840.78
TOTAL FOR PLEDGE ID hockc									
		Pledged: 6	Orig Face: 20,425,000.00		Current Face: 13,799,200.52		Market: 14,757,949.86		Book: 14,617,438.41

Federal Home Loan Letter of Credit 10,000,000.  
 Total Pledged 24,617,438.41



CYCLE DATE 06-19-2012

PLEDGEE: HOCKLEY COUNTY  
802 HOUSTON ST  
SUITE 103

INSTITUTION ID: K2IF

LEVELLAND TX 79336

HOLDER : 111322583 - AMER ST LUBBOCK  
ACCOUNT: K2IF - \*HOCKLEY COUNTY

RESP FRB:K1

CUSIP #	TRANSACTION ID	PAR AMOUNT	CLOSING PAR BAL	BVF	BOOK VALUE
3133XBYM1	4.625 FHLE 20 BE 0619 QMGBA002 000269	06-12-20 5,000,000.00-	.00	1.0000000000	.00
31331YSV3	3.85 FCSB 15 AY 0619 QMGBA001 000301	02-11-15 2,000,000.00-	.00	1.0000000000	.00
9127956B2	BILL 08/16/12 0619 QMGBA002 000270	08-16-12 7,000,000.00+	7,000,000.00	1.0000000000	7,000,000.00

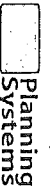


Pledge Security Listing  
June 30, 2012

Cusip	ID	Description	Salekeep	Receipt	Face	Current Par	Cpn	Call	Mature	Moody S&P	Fitch	F115	Book	Market	Gain	
<b>467: HOCKLEY CTY</b>																
9127966B2	2524	U.S. TREASURY BILL	FRB	X	7,000,000	7,000,000	.00		08/16/12	AAA	AA+	AAA	AFS	6,999,451.72	6,999,451.69	-.03
31415RU93	1997	FNMA 967/208	FRB	X	5,000,000	1,229,330	5.00		07/01/23	AAA	AA+	AAA	HTM	1,233,284.00	1,323,036.00	89,752.00
3128PST64	2272	FHLMC J13273	FRB	X	5,000,000	3,245,407	3.50		10/01/25	AAA	AA+	AAA	AFS	3,319,637.99	3,399,320.37	79,682.38
31416M6K3	2271	FNMA AB1773	FRB	X	5,000,000	3,828,394	3.00		11/01/25	AAA	AA+	AAA	AFS	3,873,023.45	3,998,407.47	125,384.02
467: HOCKLEY CTY					22,000,000	15,303,071							15,425,397.16	15,720,215.53	294,818.37	

Reference to Interest Rate Shifts represent a shift in the Treasury Curve. Actual Market Yield shift on Individual Securities may differ. See the report 'Market Yield Shift Assumptions' for more information.

Other Reports



1-800-922-9850, mcpplanning.com

Although the information in this report has been obtained from sources believed to be reliable, its accuracy cannot be guaranteed

### Certificates of Deposit

Purchase Date	Account	Bank	Beginning Amount	Maturity Date	Interest Rate	Interest Paid	Month's		Interest Date
							Interest Earned		
6/23/2011	011-Ad\Valorem	ASB	4,000,000.00	11/23/2012	0.65%	Monthly	2149.65		5/23/2012
11/28/2011	060-I&S Hosp. Bd	AIM	36,481.21	11/28/2012	1.00%	Monthly	30.22		5/28/2012

### Certificates of Deposit

Purchase Date	Account	Bank	Beginning Amount	Maturity Date	Interest Rate	Interest Paid	Month's		Interest Date
							Interest Earned		
6/23/2011	011-AdValorem	ASB	4,000,000.00	11/23/2012	0.65%	Monthly	2222.49		6/23/2012
11/28/2011	060-I&S Hosp. Bd	AIM	36,481.21	11/28/2012	1.00%	Monthly	31.14		6/28/2012

## HOCKLEY COUNTY Statement of Expenses

	OFFICE	2012 BUDGET	June Y-T-D EXPENSES	REMAINING AMOUNT
010-401-	Commissioners' Court	\$11,500.00	\$8,977.03	\$ 2,522.97
010-405-	Veterans Office	\$37,202.00	\$18,229.91	\$ 18,972.09
010-409-	Nondepartmental	\$3,020,747.00	\$1,443,134.57	\$ 1,577,612.43
010-485-	District Attorney	\$268,011.00	\$151,294.18	\$ 116,716.82
010-490-	Co. Clk. Elections	\$20,000.00	\$5,390.52	\$ 14,609.48
010-495-	Auditor	\$151,871.00	\$79,192.57	\$ 72,678.43
010-496	IT/RMO	\$70,266.00	\$33,800.95	\$ 36,465.05
010-510-	Maintenance	\$440,656.00	\$182,559.84	\$ 258,096.16
010-544-	Special Appropriations	\$155,800.00	\$43,000.00	\$ 112,800.00
010-581-	Highway Patrol	\$11,559.00	\$5,429.77	\$ 6,129.23
010-610-	911-Expenditures	\$15,526.00	\$2,915.80	\$ 12,610.20
010-630-	Exp-Health & Sntn.	\$6,000.00	\$0.00	\$ 6,000.00
010-631-	IHC Office	\$68,595.00	\$35,400.74	\$ 33,194.26
010-632-	IHC Charity Exp.	\$744,297.00	\$103,111.31	\$ 641,185.69
010-665-	Extension Service	\$152,636.00	\$78,847.64	\$ 73,788.36
010-666-	Ext. Agri & Livestock	\$14,725.00	\$4,499.76	\$ 10,225.24
072-673-	MALLET	\$642,174.00	\$480,271.17	\$ 161,902.83
010-690-	Exp-Capital Outlay	\$374,861.00	\$213,045.69	\$ 161,815.31
010-695	Exp-Professional Sv.	\$210,500.00	\$141,126.75	\$ 69,373.25
010-696-	Unforeseen Contingencies	\$100,000.00	\$36,569.23	\$ 63,430.77
012-400	County Judge	\$187,581.00	\$82,333.38	\$ 105,247.62
012-403-	County Clerk	\$241,459.00	\$120,495.68	\$ 120,963.32
012-450-	District Clerk	\$145,445.00	\$69,527.40	\$ 75,917.60
012-455-	JP#5	\$112,815.00	\$55,968.20	\$ 56,846.80
012-456-	JP 1-4	\$50,341.00	\$24,424.79	\$ 25,916.21
012-475-	County Attorney	\$256,691.00	\$130,380.06	\$ 126,310.94
012-497-	Treasurer	\$102,242.00	\$51,280.19	\$ 50,961.81
012-499-	Tax Assessor	\$315,652.00	\$155,674.90	\$ 159,977.10
012-560-	Sheriff	\$821,004.00	\$374,092.64	\$ 446,911.36
012-561	Detention	\$1,043,258.00	\$486,220.98	\$ 557,037.02
012-570-	Juvenile Office	\$208,735.00	\$68,628.88	\$ 140,106.12
012-571-	Adult Probation-Exp.	\$3,500.00	\$2,605.98	\$ 894.02
012-572-	Constables 1,2,4 & 5	\$69,190.00	\$30,489.60	\$ 38,700.40
014-641	IHC Fund	\$0.00	\$114,212.27	\$ (114,212.27)
021-611-	Commissioner #1	\$689,131.00	\$285,520.37	\$ 403,610.63
022-612-	Commissioner #2	\$666,220.00	\$298,559.55	\$ 367,660.45
023-613-	Commissioner #3	\$736,627.00	\$347,152.79	\$ 389,474.21
024-614-	Commissioner #4	\$668,814.00	\$304,241.45	\$ 364,572.55
025-615-	R&B#5	\$70,258.00	\$33,382.50	\$ 36,875.50
035-650-	Library	\$156,879.00	\$83,093.86	\$ 73,785.14